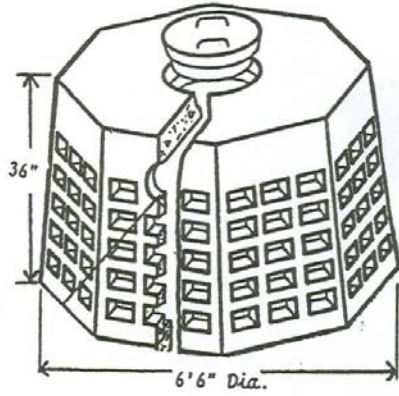
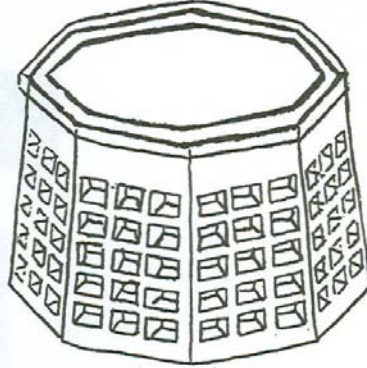


DRY WELLS

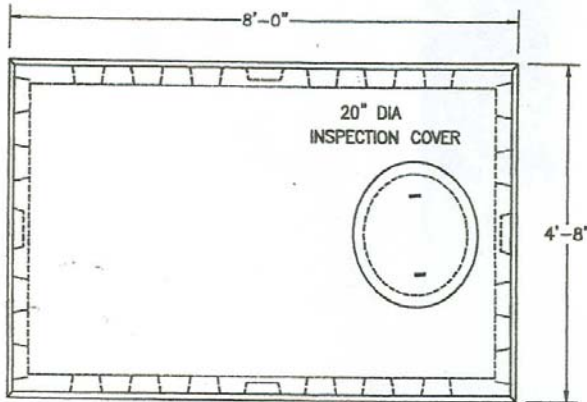
DRY WELL - 500 GALLONS (TOP SECTION)



DRY WELL RISER SECTION (STACKABLE)



DRY WELL - 500 GALLON (RECTANGULAR)



SIZE	DIA.	H.	H.I.
500 Gal. (top)	6'6"	36"	26"
500 Gal. (riser)	6'6"	36"	26"

(HEXAGON SHAPED)
No Bottom - No Outlets

	L	W	H	HI.
500 GAL.	8'	5'8"	31"	21½"

