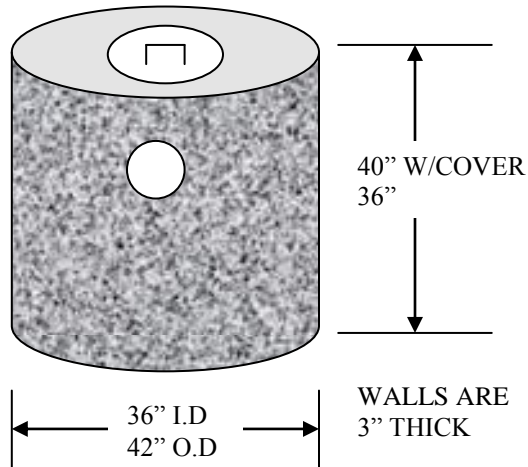


PUMP BOXES

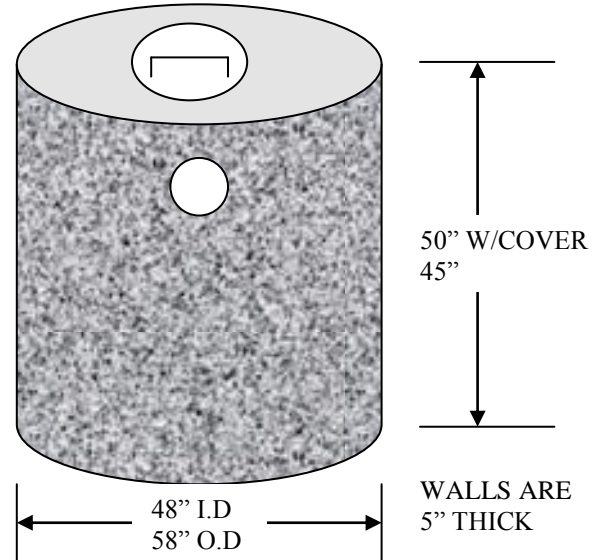
3' X 3' PUMP BOX

42" COVER W/24" LIFT-OUT
 29" H.I (POLYLOCK PLUG)
 32" H.O (4" HOLE)
 52.9 GALS. PER VERTICAL FOOT
GALLON PER INCH 4.42



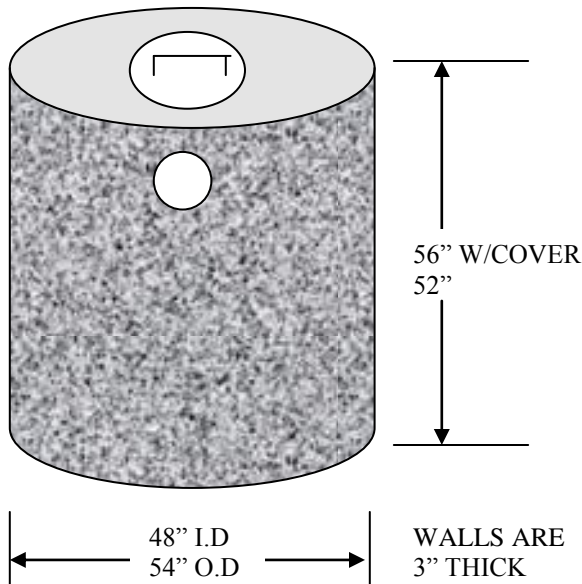
4' x 4' HD PUMP BOX

58" COVER W/24" LIFT-OUT
 42" H.I (TUF-TITE PLUG)
 42" H.O (4" PLUG)
 110 GALS. PER VERTICAL FOOT
GALLON PER INCH 9.15



4' x 4'6" PUMP BOX

54" COVER W/23" LIFT-OUT
 45" H.I (4" PLUG)
 43" H.O (4" PLUG)
 110 GALS. PER VERTICAL FOOT
GALLON PER INCH 9.15



4' x 4' H-10 BOX

300 GALLON

H

56"

H.I

45"

GALLON
PER INCH

7.66 gal

6' x 6' H-10 BOXES

600 GALLON

H

52"

H.I

40"

19 gal

800 GALLON

62"

50"

19 gal

6'4" x 6'4" H-20 BOXES

600 GALLON

54"

40"

21 gal

800 GALLON

66"

52"

21 gal

